


SEDESOL

SECRETARÍA DE
DESARROLLO SOCIAL
DEL ESTADO DE VERACRUZ

CAEV
COMISIÓN DEL AGUA
DEL ESTADO DE VERACRUZ

Autorización del Presupuesto de Ingresos, Egresos y Pasivos 2016

ORGANI+A7:E36SMO	INGRESOS	EGRESOS	PASIVOS	TOTAL DE EGRESOS + PASIVOS
OFICINAS CENTRALES	326,451,287.00	310,680,765.00	15,770,522.00	326,451,287.00
ACAYUCAN	37,760,949.55	35,425,398.03	2,335,551.52	37,760,949.55
AGUA DULCE	13,991,977.39	9,935,238.50	4,056,738.89	13,991,977.39
ALAMO TEMAPACHE	6,762,940.25	6,452,544.28	310,395.97	6,762,940.25
ALTOTONGA	4,502,675.26	4,502,675.26	0.00	4,502,675.26
ALVARADO	15,996,253.01	15,996,253.01	0.00	15,996,253.01
ANGEL R. CABADA	7,523,706.26	7,523,706.26	0.00	7,523,706.26
CARLOS A. CARRILLO	5,071,659.35	4,935,854.53	135,804.82	5,071,659.35
CATEMACO	14,400,438.72	14,400,438.72	0.00	14,400,438.72
CAZONES	3,119,348.56	2,955,833.79	163,514.77	3,119,348.56
CD. ALEMAN	4,517,380.00	4,324,600.00	192,780.00	4,517,380.00
CD. CUAUHEMOC	12,915,840.00	12,640,572.00	275,268.00	12,915,840.00
CD. MENDOZA	11,494,594.38	10,680,046.77	814,547.61	11,494,594.38
CERRO AZUL	15,911,666.00	15,524,729.00	386,937.00	15,911,666.00
CHACALTIANGUIS	2,930,968.00	2,918,118.00	12,850.00	2,930,968.00
CHICHICAXTLE	2,194,894.00	2,194,894.00	0.00	2,194,894.00
CHICONTEPEC	5,253,205.66	5,253,205.66	0.00	5,253,205.66
CHINAMECA	2,668,172.34	2,589,969.47	78,202.87	2,668,172.34
COATZINTLA	20,206,951.52	19,403,159.30	803,792.22	20,206,951.52
COSAMALOAPAN	25,638,952.71	25,638,952.71	0.00	25,638,952.71
COSOLEACAQUE	13,183,516.73	13,019,772.65	163,744.08	13,183,516.73
CUITLÁHUAC	6,995,091.50	6,896,191.50	98,900.00	6,995,091.50
EL HIGO	4,268,952.00	4,240,752.00	28,200.00	4,268,952.00
EMILIO CARRANZA	3,181,670.81	3,181,670.81	0.00	3,181,670.81
GUTIERREZ ZAMORA	8,755,232.95	8,503,772.85	251,460.10	8,755,232.95
ISLA	20,769,543.29	19,688,119.29	1,081,424.00	20,769,543.29
IXHUATLÁN DEL CAFÉ	2,880,224.98	2,880,224.98	0.00	2,880,224.98
IXHUATLÁN DEL SURESTE	3,998,765.00	3,998,765.00	0.00	3,998,765.00




SEDESOL

SECRETARÍA DE
DESARROLLO SOCIAL
DEL ESTADO DE VERACRUZ

CAEV
COMISIÓN DEL AGUA
DEL ESTADO DE VERACRUZ

Autorización del Presupuesto de Ingresos, Egresos y Pasivos 2016

ORGANISMO	INGRESOS	EGRESOS	PASIVOS	TOTAL DE EGRESOS + PASIVOS
JALACINGO	5,651,374.86	5,651,374.86	0.00	5,651,374.86
JESUS CARRANZA	3,947,341.01	3,568,536.29	378,804.72	3,947,341.01
JUAN DÍAZ COVARRUBIAS	3,151,480.96	3,151,480.96	0.00	3,151,480.96
JUAN RODRÍGUEZ CLARA	8,602,022.23	8,308,484.71	293,537.52	8,602,022.23
LAS CHOAPAS	16,109,467.68	15,800,634.02	308,833.66	16,109,467.68
LAS VIGAS	2,522,548.59	2,522,548.59	0.00	2,522,548.59
MARTINEZ DE LA TORRE	42,458,819.60	40,154,356.23	2,304,463.37	42,458,819.60
MINATITLAN	119,541,626.94	115,830,626.94	3,711,000.00	119,541,626.94
MISANTLA	4,921,585.44	4,896,530.86	25,054.58	4,921,585.44
NANCHITAL	18,275,629.40	18,275,629.40	0.00	18,275,629.40
NARANJOS	14,047,843.00	13,824,698.00	223,145.00	14,047,843.00
NOGALES	5,582,208.96	5,582,208.96	0.00	5,582,208.96
OTATITLAN	3,313,220.00	2,993,762.83	319,457.17	3,313,220.00
PANUCO	48,772,318.00	48,450,695.00	321,623.00	48,772,318.00
PAPANTLA	30,188,032.71	30,188,032.71	0.00	30,188,032.71
PASO DEL MACHO	7,001,762.35	6,821,228.62	180,533.73	7,001,762.35
PEÑUELA	3,816,573.48	3,794,706.48	21,867.00	3,816,573.48
PEROTE	17,075,251.03	14,502,970.74	2,572,280.29	17,075,251.03
PIEDRAS NEGRAS	4,680,688.80	4,680,688.80	0.00	4,680,688.80
PLATÓN SÁNCHEZ	5,412,840.00	5,412,840.00	0.00	5,412,840.00
PLAYA VICENTE	5,223,202.37	5,223,202.37	0.00	5,223,202.37




SEDESOL

SECRETARÍA DE
DESARROLLO SOCIAL
DEL ESTADO DE VERACRUZ

CAEV
COMISIÓN DEL AGUA
DEL ESTADO DE VERACRUZ

Autorización del Presupuesto de Ingresos, Egresos y Pasivos 2016

ORGANISMO	INGRESOS	EGRESOS	PASIVOS	TOTAL DE EGRESOS + PASIVOS
POZA RICA	113,361,749.80	113,361,749.80	0.00	113,361,749.80
RIO BLANCO	18,287,421.28	16,549,927.71	1,737,493.57	18,287,421.28
SALTABARRANCA	1,418,415.94	1,418,415.94	0.00	1,418,415.94
SANTIAGO TUXTLA	8,271,556.00	7,553,159.00	718,397.00	8,271,556.00
SAYULA DE ALEMÁN	3,680,405.04	3,595,659.24	84,745.80	3,680,405.04
SOLEDAD DE DOBLADO	11,728,988.45	11,728,988.45	0.00	11,728,988.45
TANTOYUCA	19,243,001.46	19,243,001.46	0.00	19,243,001.46
TEMPOAL	6,163,076.90	5,562,894.90	600,182.00	6,163,076.90
TEPETZINTLA	2,351,651.67	2,161,253.99	190,397.68	2,351,651.67
TEZONAPA	2,677,130.62	2,248,147.94	428,982.68	2,677,130.62
TIHUATLÁN	2,774,948.41	2,774,948.41	0.00	2,774,948.41
TLACOTALPAN	7,073,523.00	6,970,783.00	102,740.00	7,073,523.00
TLALTETELA	956,341.92	956,341.92	0.00	956,341.92
TLAPACOYAN	3,446,208.00	3,210,636.00	235,572.00	3,446,208.00
TOMATLÁN	2,544,732.00	2,544,732.00	0.00	2,544,732.00
TRES VALLES	11,030,117.76	10,690,600.08	339,517.68	11,030,117.76
TUXPAN	86,479,496.00	84,590,496.00	1,889,000.00	86,479,496.00
VEGA DE ALATORRE	4,144,843.62	3,575,743.77	569,099.85	4,144,843.62



SEDESOL

SECRETARÍA DE
DESARROLLO SOCIAL
DEL ESTADO DE VERACRUZ

CAEV
COMISIÓN DEL AGUA
DEL ESTADO DE VERACRUZ

Autorización del Presupuesto de Ingresos, Egresos y Pasivos 2016

ORGANISMO	INGRESOS	EGRESOS	PASIVOS	TOTAL DE EGRESOS + PASIVOS
VILLA AZUETA	5,977,264.29	5,977,264.29	0.00	5,977,264.29
XICO	5,400,020.77	5,400,020.77	0.00	5,400,020.77
YANGA	6,056,513.05	6,056,513.05	0.00	6,056,513.05
SUBTOTAL	1,296,710,100.61	1,252,192,738.46	44,517,362.15	1,296,710,100.61
ORGANISMO	INGRESOS	EGRESOS	PASIVOS	TOTAL DE EGRESOS + PASIVOS
COATZACOALCOS	259,048,019.78	255,708,120.01	3,339,899.77	259,048,019.78
SUBTOTAL	259,048,019.78	255,708,120.01	3,339,899.77	259,048,019.78
TOTAL GENERAL	1,555,758,120.39	1,507,900,858.47	47,857,261.92	1,555,758,120.39