



GOBIERNO DEL  
ESTADO DE VERACRUZ



SEDESOL  
SECRETARÍA DE DESARROLLO  
SOCIAL



adelante




ESTADO  
PRÓSPERO

# 5.1 SOLICITUD DE AUTORIZACIÓN PARA PRESUPUESTO 2012

CAEV

COMISIÓN DEL AGUA  
DEL ESTADO DE VERACRUZ







GOBIERNO DEL  
ESTADO DE VERACRUZ



SEDESOL  
SECRETARÍA DE DESARROLLO  
SOCIAL



adelante




ESTADO  
PRÓSPERO

## Presupuesto 2012 de la Comisión del Agua del Estado de Veracruz

ORGANISMO	INGRESOS	EGRESOS	PASIVOS	TOTAL DE EGRESOS + PASIVOS
OFICINAS CENTRALES	271,816,878.00	219,578,891.00	52,237,987.00	271,816,878.00
ACAYUCAN	30,342,241.76	29,703,449.63	638,792.13	30,342,241.76
AGUA DULCE	15,853,596.32	15,758,973.63	94,622.69	15,853,596.32
ÁLAMO TEMAPACHE	5,470,313.19	5,470,313.19	0.00	5,470,313.19
ALTOTONGA	3,834,070.76	3,834,070.76	0.00	3,834,070.76
ANGEL R. CABADA	5,484,685.79	5,430,271.71	54,414.08	5,484,685.79
CARLOS A. CARRILLO	3,312,427.60	3,231,007.60	81,420.00	3,312,427.60
CATEMACO	11,508,761.55	11,508,761.55	0.00	11,508,761.55
CAZONES	2,155,744.00	2,088,751.80	66,992.20	2,155,744.00
CD. ALEMÁN	3,074,256.90	3,074,256.90	0.00	3,074,256.90
CD. CUAÚHTEMOC	10,425,708.00	9,907,512.00	518,196.00	10,425,708.00
CD. MENDOZA	8,563,097.00	7,692,610.00	870,487.00	8,563,097.00
CERRO AZUL	10,697,155.00	10,657,155.00	40,000.00	10,697,155.00
CHACALTIANGUIS	1,669,450.00	1,665,212.00	4,238.00	1,669,450.00
CHICALPEXTLE	1,362,024.43	1,362,024.43	0.00	1,362,024.43
CHICHICAXTLE	1,631,560.00	1,421,770.00	209,790.00	1,631,560.00
CHICONTEPEC	3,261,250.97	3,261,250.97	0.00	3,261,250.97

CAEV

COMISIÓN DEL AGUA  
DEL ESTADO DE VERACRUZ







GOBIERNO DEL  
ESTADO DE VERACRUZ



SEDESOL  
SECRETARÍA DE DESARROLLO  
SOCIAL



adelante




ESTADO  
PRÓSPERO

# Presupuesto 2012 de la Comisión del Agua del Estado de Veracruz

ORGANISMO	INGRESOS	EGRESOS	PASIVOS	TOTAL DE EGRESOS + PASIVOS
CHINAMECA	2,207,303.15	2,179,870.62	27,432.53	2,207,303.15
COATZINTLA	10,321,617.35	9,732,960.23	588,657.12	10,321,617.35
COSAMALOAPAN	17,842,786.92	17,724,533.64	118,253.28	17,842,786.92
COSOLEACAQUE	10,690,261.76	10,294,398.71	395,863.05	10,690,261.76
CUITLÁHUAC	5,079,369.94	5,079,369.94	0.00	5,079,369.94
EL HIGO	3,884,736.00	3,725,736.00	159,000.00	3,884,736.00
EMILIO CARRANZA	2,722,326.24	2,722,326.24	0.00	2,722,326.24
GUTIÉRREZ ZAMORA	4,067,471.09	4,067,471.09	0.00	4,067,471.09
ISLA	18,389,001.79	18,389,001.79	0.00	18,389,001.79
IXHUATLÁN DEL CAFÉ	1,386,560.52	1,349,698.56	36,861.96	1,386,560.52
IXHUATLÁN DEL SURESTE	3,142,665.84	3,109,905.84	32,760.00	3,142,665.84
JALACINGO	3,350,915.13	3,350,915.13	0.00	3,350,915.13
JESÚS CARRANZA	2,171,646.12	1,701,369.24	470,276.88	2,171,646.12
JUAN DÍAZ COVARRUBIAS	2,318,858.73	2,155,157.17	163,701.56	2,318,858.73
JUAN RODRÍGUEZ CLARA	5,890,885.28	5,691,547.04	199,338.24	5,890,885.28
LAS CHOAPAS	11,424,854.25	10,456,277.26	968,576.99	11,424,854.25
LAS VIGAS	1,719,707.51	1,719,707.51	0.00	1,719,707.51

CAEV

COMISIÓN DEL AGUA  
DEL ESTADO DE VERACRUZ







GOBIERNO DEL  
ESTADO DE VERACRUZ



SEDESOL  
SECRETARÍA DE DESARROLLO  
SOCIAL



adelante



ESTADO  
PRÓSPERO

# Presupuesto 2012 de la Comisión del Agua del Estado de Veracruz

ORGANISMO	INGRESOS	EGRESOS	PASIVOS	TOTAL DE EGRESOS + PASIVOS
MARTINEZ DE LA TORRE	28,156,958.48	25,602,104.56	2,554,853.92	28,156,958.48
MINATITLÁN	96,998,753.19	94,980,465.47	2,018,287.72	96,998,753.19
MISANTLA	3,787,117.45	3,630,900.04	156,217.41	3,787,117.45
NANCHITAL	15,821,404.30	14,553,550.55	1,267,853.75	15,821,404.30
NARANJOS	8,746,338.00	8,609,969.00	136,369.00	8,746,338.00
NOGALES	4,639,556.03	4,639,556.03	0.00	4,639,556.03
OTATITLÁN	2,851,915.00	2,653,345.00	198,570.00	2,851,915.00
PÁNUCO	33,494,096.00	31,719,253.00	1,774,843.00	33,494,096.00
PAPANTLA	23,349,476.43	23,349,476.43	0.00	23,349,476.43
PASO DEL MACHO	4,787,113.04	4,173,950.74	613,162.30	4,787,113.04
PEÑUELA	2,858,836.53	2,858,836.53	0.00	2,858,836.53
PEROTE	11,486,918.91	10,349,672.62	1,137,246.29	11,486,918.91
PIEDRAS NEGRAS	3,880,181.13	3,880,181.13	0.00	3,880,181.13
PLATÓN SÁNCHEZ	3,981,264.00	3,981,264.00	0.00	3,981,264.00
PLAYA VICENTE	4,088,163.68	3,901,190.24	186,973.44	4,088,163.68
POZA RICA	89,719,798.48	86,956,560.86	2,763,237.62	89,719,798.48
RIO BLANCO	12,019,088.40	11,833,238.40	185,850.00	12,019,088.40

CAEV

COMISIÓN DEL AGUA  
DEL ESTADO DE VERACRUZ





GOBIERNO DEL  
ESTADO DE VERACRUZ



SEDESOL  
SECRETARÍA DE DESARROLLO  
SOCIAL



adelante



ESTADO  
PRÓSPERO

# Presupuesto 2012 de la Comisión del Agua del Estado de Veracruz

ORGANISMO	INGRESOS	EGRESOS	PASIVOS	TOTAL DE EGRESOS + PASIVOS
SALTABARRANCA	1,358,617.41	1,337,300.86	21,316.55	1,358,617.41
SANTIAGO TUXTLA	4,795,064.00	4,185,383.00	609,681.00	4,795,064.00
SAYULA DE ALEMÁN	2,826,681.61	2,826,681.61	0.00	2,826,681.61
SOLEDAD DE DOBLADO	9,003,402.24	9,003,402.24	0.00	9,003,402.24
TANTOYUCA	12,877,348.38	12,719,167.70	158,180.68	12,877,348.38
TEMPOAL	5,033,494.80	4,901,266.44	132,228.36	5,033,494.80
TEPETZINTLA	1,748,279.53	1,573,888.12	174,391.41	1,748,279.53
TEZONAPA	2,927,682.12	2,155,163.04	772,519.08	2,927,682.12
TIHUATLÁN	565,433.46	565,433.46	0.00	565,433.46
TLACOTALPAN	5,409,076.00	5,409,076.00	0.00	5,409,076.00
TLALTETELA	885,281.00	885,281.00	0.00	885,281.00
TLAPACOYAN	3,020,352.36	2,998,984.52	21,367.84	3,020,352.36
TOMATLÁN	2,274,120.00	2,274,120.00	0.00	2,274,120.00
TRES VALLES	9,184,549.00	8,230,880.00	953,669.00	9,184,549.00
TUXPAN	64,245,964.87	61,135,881.87	3,110,083.00	64,245,964.87
VEGA DE ALATORRE	3,154,598.64	2,741,757.88	412,840.76	3,154,598.64
VILLA AZUETA	4,990,005.60	4,990,005.60	0.00	4,990,005.60
XICO	3,002,975.75	3,002,975.75	0.00	3,002,975.75
<b>SUBTOTAL</b>	<b>985,044,094.71</b>	<b>907,706,691.87</b>	<b>77,337,402.84</b>	<b>985,044,094.71</b>
COATZACOALCOS	161,710,505.98	159,435,176.95	2,275,329.03	161,710,505.98
<b>SUBTOTAL</b>	<b>161,710,505.98</b>	<b>159,435,176.95</b>	<b>2,275,329.03</b>	<b>161,710,505.98</b>
<b>TOTAL GENERAL</b>	<b>1,146,754,600.69</b>	<b>1,067,141,868.82</b>	<b>79,612,731.87</b>	<b>1,146,754,600.69</b>

CAEV

COMISIÓN DEL AGUA  
DEL ESTADO DE VERACRUZ